

Low Voltage Track System Module ML26-RS40-24W-927-18



Light Output Ratio:	100.0%	
Luminaire Power:	23.58 W	
SHR Nominal:	0.00	Calculated using the TM5
SHR Maximum:	1.00	fine grid method.

C Range: 0 - 360DEG  
C Interval: 15.0DEG  
Test Speed: HIGH  
Temperature: 25.3DEG  
Operators: Jason  
Test Date: 2020-05-12

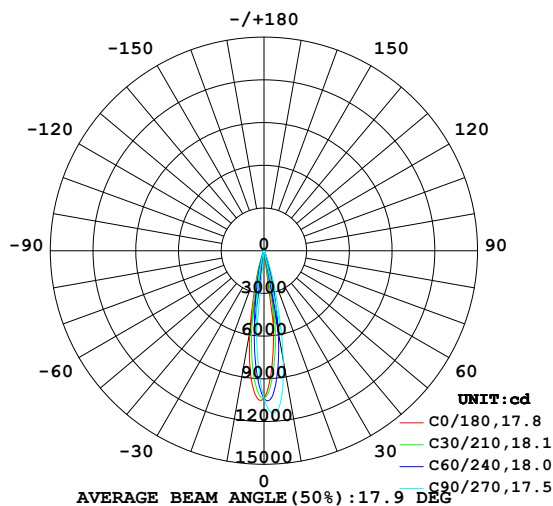
$\gamma$  Range: 0 - 90DEG  
 $\gamma$  Interval: 0.5DEG  
Test System: EVERFINE GO-2000B\_V1 SYSTEM V2.0.362  
Humidity: 58%  
Test Distance: 5.850m [K=1.0000]  
Remarks:

**LUMINAIRE PHOTOMETRIC TEST REPORT**

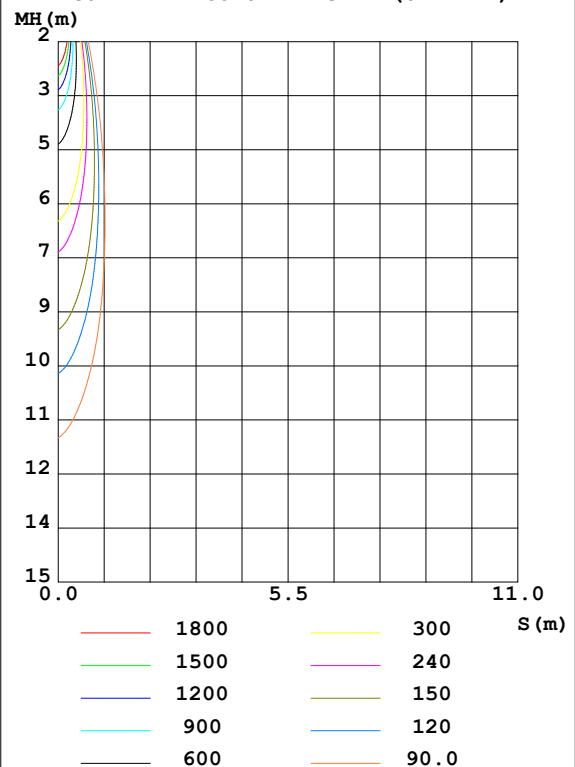
Test:U:48.00V I:0.4913A P:23.58W PF:1.000 Freq:0Hz Lamp Flux:1416.46x1 lm		
NAME: ML26-RS40-24W-927-18	TYPE:Low Voltage Track System Module	
SPEC.:2700K	DIM.: $\phi$ 40mm*H105mm	
MFR.: NEKO LIGHTING AG		

DATA OF LAMP		PHOTOMETRIC DATA Eff: 60.07 lm/W			
MODEL	CITIZEN-2700K	I <sub>max</sub> (cd)	13330	S/MH (C0/180)	0.35
NOMINAL POWER (W)	24	LOR (%)	100.0	S/MH (C90/270)	0.20
RATED VOLTAGE (V)	48	TOTAL FLUX (lm)	1416.5	$\eta$ UP,DN (C0-180)	0.0,65.6
NOMINAL FLUX (lm)	1416.46	CIE CLASS	DIRECT	$\eta$ UP,DN (C180-360)	0.0,34.4
LAMPS INSIDE	1	$\eta$ up (%)	0.0	CIBSE SHR NOM	0.00
TEST VOLTAGE (V)	48	$\eta$ down (%)	100.0	CIBSE SHR MAX	1.00

LUMINOUS INTENSITY DISTRIBUTION DIAGRAM



C0 PLANE ISOLUX DIAGRAM (UNIT:lx)



C Range: 0 - 360DEG  
C Interval: 15.0DEG  
Test Speed: HIGH  
Temperature:25.3DEG  
Operators:Jason  
Test Date:2020-05-12

$\gamma$  Range: 0 - 90DEG  
 $\gamma$  Interval: 0.5DEG  
Test System:EVERFINE GO-2000B\_V1 SYSTEM V2.0.362  
Humidity:58%  
Test Distance:5.850m [K=1.0000]  
Remarks:

## ZONAL FLUX DIAGRAM

### ZONAL FLUX DIAGRAM:

$\gamma$	C0	C45	C90	C135	C180	C225	C270	C315	$\gamma$	$\Phi$ zone	$\Phi$ total	%lum, lamp
10	329.6	495.5	782.1	1085	563.5	398.9	243.2	187.6	0- 10	702.4	702.4	49.6,49.6
20	34.80	59.89	114.8	186.8	64.45	44.22	19.95	14.61	10- 20	593.6	1296	91.5,91.5
30	3.301	5.298	8.943	13.93	4.662	3.148	1.857	1.835	20- 30	101.8	1398	98.7,98.7
40	0.5949	0.8138	1.407	2.124	0.7436	0.5841	0.4102	0.4297	30- 40	14.34	1412	99.7,99.7
50	0.1073	0.1602	0.2581	0.4375	0.1606	0.1194	0.0789	0.0826	40- 50	3.279	1415	99.9,99.9
60	0.0224	0.0320	0.0563	0.0879	0.0312	0.0248	0.0152	0.0169	50- 60	0.7641	1416	100,100
70	0.0072	0.0071	0.0136	0.0163	0.0066	0.0074	0.0037	0.0066	60- 70	0.1774	1416	100,100
80	0.0049	0.0042	0.0064	0.0058	0.0034	0.0038	0.0035	0.0047	70- 80	0.0635	1416	100,100
90	0.0042	0.0042	0.0043	0.0058	0.0034	0.0034	0.0037	0.0047	80- 90	0.0481	1416	100,100
100									90-100			
110									100-110			
120									110-120			
130									120-130			
140									130-140			
150									140-150			
160									150-160			
170									160-170			
180									170-180			
DEG	LUMINOUS INTENSITY:×10cd									UNIT:lm		

Conical surface Flux(90deg): 1414.4 lm

%lum = 99.9%

%lamp = 99.9%

Conical surface Flux(120deg): 1416.2 lm

%lum = 100.0%

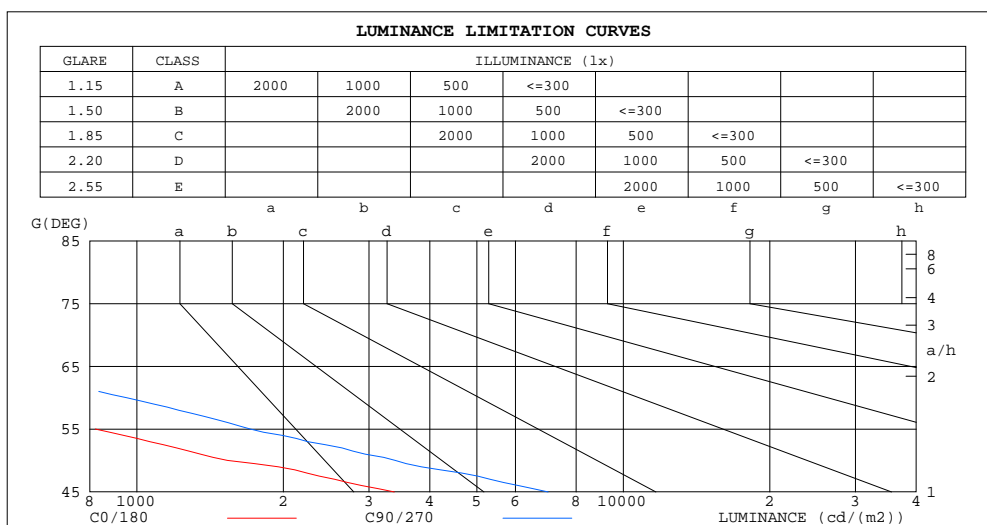
%lamp = 100.0%

C Range: 0 - 360DEG  
C Interval: 15.0DEG  
Test Speed: HIGH  
Temperature:25.3DEG  
Operators:Jason  
Test Date:2020-05-12

$\gamma$  Range: 0 - 90DEG  
 $\gamma$  Interval: 0.5DEG  
Test System:EVERFINE GO-2000B\_V1 SYSTEM V2.0.362  
Humidity:58%  
Test Distance:5.850m [K=1.0000]  
Remarks:

**LUMINANCE LIMITATION CURVES**

Test:U:48.00V I:0.4913A P:23.58W PF:1.000 Freq:0Hz Lamp Flux:1416.46x1 lm		
NAME: ML26-RS40-24W-927-18	TYPE:Low Voltage Track System Module	
SPEC.:2700K	DIM.: $\phi 40\text{mm} \times \text{H}105\text{mm}$	
MFR.: NEKO LIGHTING AG		



LUMINANCE cd/(m2)		
G(DEG)	C0/180	C90/270
85	459	499
80	260	311
75	189	282
70	194	336
65	256	508
60	411	952
55	821	1712
50	1536	3396
45	3381	7004

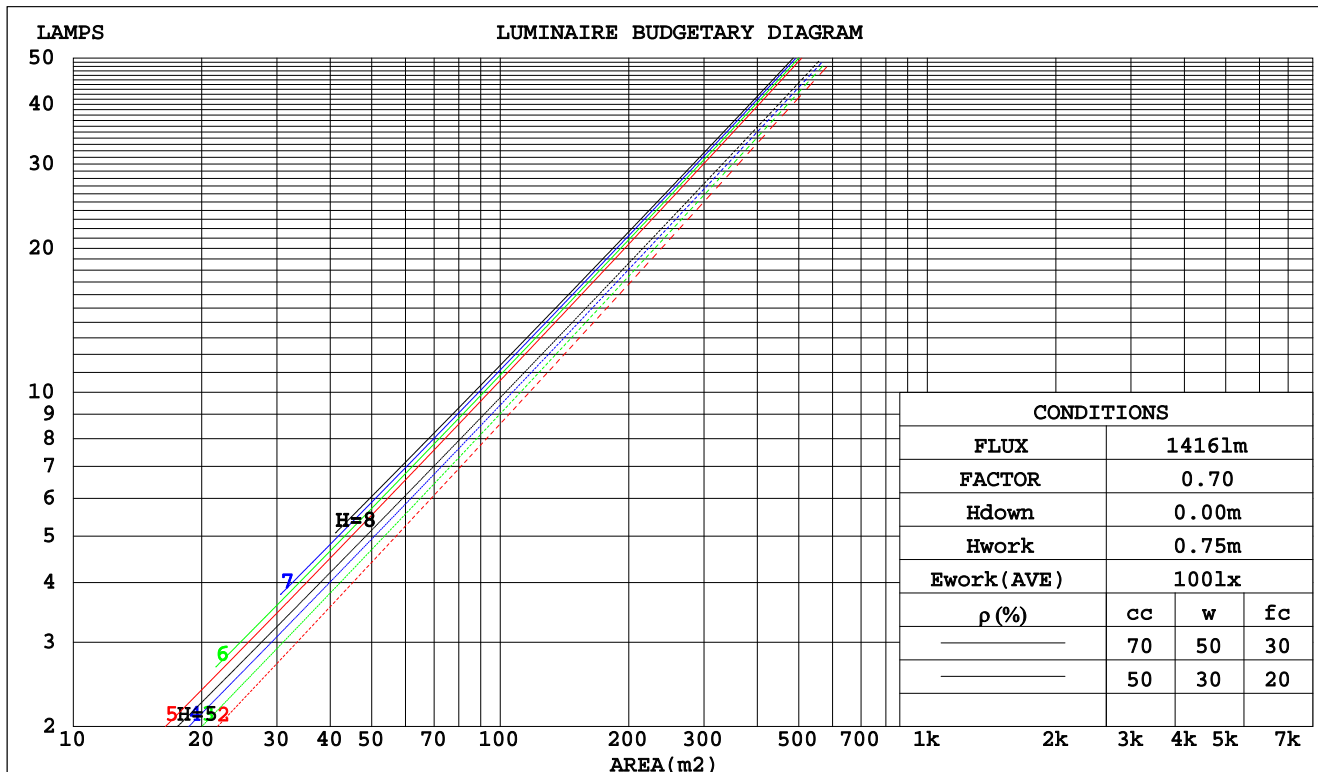
C Range: 0 - 360DEG  
C Interval: 15.0DEG  
Test Speed: HIGH  
Temperature:25.3DEG  
Operators:Jason  
Test Date:2020-05-12

$\gamma$  Range: 0 - 90DEG  
 $\gamma$  Interval: 0.5DEG  
Test System:EVERFINE GO-2000B\_V1 SYSTEM V2.0.362  
Humidity:58%  
Test Distance:5.850m [K=1.0000]  
Remarks:

**CU AND LUMINAIRE BUDGETARY ESTIMATE DIAGRAM**

Test:U:48.00V I:0.4913A P:23.58W PF:1.000 Freq:0Hz Lamp Flux:1416.46x1 lm		
NAME: ML26-RS40-24W-927-18	TYPE:Low Voltage Track System Module	
SPEC.:2700K	DIM.: $\phi 40\text{mm} \times \text{H}105\text{mm}$	
MFR.: NEKO LIGHTING AG		

pcc	80%			70%			50%			30%			10%			0
pw	50%	30%	10%	50%	30%	10%	50%	30%	10%	50%	30%	10%	50%	30%	10%	0
pfc	20%			20%			20%			20%			20%			0
RCR	RCR:Room Cavity Ratio						Coefficients of Utilization(CU)									
0.0	1.19	1.19	1.19	1.16	1.16	1.16	1.11	1.11	1.11	1.06	1.06	1.06	1.02	1.02	1.02	.00
1.0	1.14	1.12	1.10	1.12	1.10	1.09	1.08	1.06	1.05	1.04	1.03	1.02	1.01	.00	.99	.98
2.0	1.09	1.07	1.04	1.08	1.05	1.03	1.04	1.03	1.01	1.02	1.00	.99	.99	.98	.97	.95
3.0	1.05	1.02	.00	1.04	1.01	.99	1.02	.99	.97	.99	.98	.96	.97	.96	.95	.93
4.0	1.02	.99	.96	1.01	.98	.96	.99	.97	.95	.97	.95	.93	.96	.94	.92	.91
5.0	.99	.96	.93	.98	.95	.93	.97	.94	.92	.95	.93	.91	.94	.92	.91	.90
6.0	.97	.93	.91	.96	.93	.90	.95	.92	.90	.94	.91	.89	.92	.90	.89	.88
7.0	.94	.91	.88	.94	.90	.88	.93	.90	.88	.92	.89	.87	.91	.89	.87	.86
8.0	.92	.89	.86	.92	.88	.86	.91	.88	.86	.90	.87	.86	.89	.87	.85	.84
9.0	.90	.87	.85	.90	.87	.84	.89	.86	.84	.88	.86	.84	.88	.85	.84	.83
10.0	.88	.85	.83	.88	.85	.83	.87	.85	.83	.87	.84	.82	.86	.84	.82	.81



C Range: 0 - 360DEG  
C Interval: 15.0DEG  
Test Speed: HIGH  
Temperature:25.3DEG  
Operators:Jason  
Test Date:2020-05-12

$\gamma$  Range: 0 - 90DEG  
 $\gamma$  Interval: 0.5DEG  
Test System:EVERFINE GO-2000B\_V1 SYSTEM V2.0.362  
Humidity:58%  
Test Distance:5.850m [K=1.0000]  
Remarks:

## WEC AND CCEC

Test:U:48.00V I:0.4913A P:23.58W PF:1.000 Freq:0Hz Lamp Flux:1416.46x1 lm		
NAME: ML26-RS40-24W-927-18	TYPE:Low Voltage Track System Module	
SPEC.:2700K	DIM.: $\phi$ 40mm*H105mm	
MFR.: NEKO LIGHTING AG		

pcc	80%			70%			50%			30%			10%			0	
pw	50%	30%	10%	50%	30%	10%	50%	30%	10%	50%	30%	10%	50%	30%	10%	0	
pfc	20%			20%			20%			20%			20%			0	
RCR	RCR:Room Cavity Ratio						Wall Exitance Coefficients(WEC)										
0.0																	
1.0	.122	.070	.022	.116	.066	.021	.104	.059	.019	.092	.053	.017	.082	.047	.015		
2.0	.112	.061	.019	.107	.059	.018	.096	.054	.017	.087	.049	.015	.079	.044	.014		
3.0	.103	.055	.016	.099	.053	.016	.090	.049	.015	.083	.045	.014	.076	.042	.013		
4.0	.096	.050	.015	.092	.048	.014	.085	.045	.013	.079	.042	.013	.073	.039	.012		
5.0	.090	.046	.013	.086	.044	.013	.081	.042	.012	.075	.040	.012	.070	.037	.011		
6.0	.084	.042	.012	.082	.041	.012	.077	.039	.011	.072	.037	.011	.067	.035	.011		
7.0	.080	.039	.011	.077	.038	.011	.073	.037	.011	.069	.035	.010	.065	.034	.010		
8.0	.075	.037	.010	.073	.036	.010	.070	.035	.010	.066	.034	.010	.063	.032	.009		
9.0	.072	.035	.010	.070	.034	.010	.067	.033	.009	.064	.032	.009	.061	.031	.009		
10.0	.069	.033	.009	.067	.032	.009	.064	.031	.009	.061	.031	.009	.059	.030	.008		

pcc	80%			70%			50%			30%			10%			0	
pw	50%	30%	10%	50%	30%	10%	50%	30%	10%	50%	30%	10%	50%	30%	10%	0	
pfc	20%			20%			20%			20%			20%			0	
RCR	RCR:Room Cavity Ratio						Ceiling Cavity Exitance Coefficients(CCEC)										
0.0	.190	.190	.190	.163	.163	.163	.111	.111	.111	.064	.064	.064	.020	.020	.020		
1.0	.167	.158	.149	.143	.135	.128	.098	.093	.089	.056	.054	.052	.018	.017	.017		
2.0	.148	.133	.120	.127	.114	.104	.087	.079	.072	.050	.046	.042	.016	.015	.014		
3.0	.132	.113	.098	.113	.098	.085	.078	.068	.060	.045	.040	.035	.014	.013	.011		
4.0	.119	.098	.081	.102	.084	.071	.070	.059	.050	.041	.034	.029	.013	.011	.010		
5.0	.108	.085	.068	.093	.074	.059	.064	.051	.042	.037	.030	.025	.012	.010	.008		
6.0	.098	.075	.058	.085	.065	.050	.058	.045	.036	.034	.027	.021	.011	.009	.007		
7.0	.090	.066	.049	.078	.057	.043	.054	.040	.031	.031	.024	.018	.010	.008	.006		
8.0	.083	.059	.043	.072	.051	.037	.050	.036	.026	.029	.021	.016	.009	.007	.005		
9.0	.078	.054	.037	.067	.046	.033	.046	.033	.023	.027	.019	.014	.009	.006	.005		
10.0	.072	.049	.033	.062	.042	.029	.043	.030	.020	.025	.018	.012	.008	.006	.004		

C Range: 0 - 360DEG  
C Interval: 15.0DEG  
Test Speed: HIGH  
Temperature:25.3DEG  
Operators:Jason  
Test Date:2020-05-12

$\gamma$  Range: 0 - 90DEG  
 $\gamma$  Interval: 0.5DEG  
Test System:EVERFINE GO-2000B\_V1 SYSTEM V2.0.362  
Humidity:58%  
Test Distance:5.850m [K=1.0000]  
Remarks:

## UGR(Unified Glare Rating) Table

Test:U:48.00V I:0.4913A P:23.58W PF:1.000 Freq:0Hz Lamp Flux:1416.46x1 lm										
NAME: ML26-RS40-24W-927-18					TYPE:Low Voltage Track System Module					
SPEC.:2700K					DIM.: $\phi$ 40mm*H105mm					
MFR.: NEKO LIGHTING AG										
ceiling/cavity	0.7	0.7	0.5	0.5	0.3	0.7	0.7	0.5	0.5	0.3
walls	0.5	0.3	0.5	0.3	0.3	0.5	0.3	0.5	0.3	0.3
working plane	0.2	0.2	0.2	0.2	0.2	0.2	0.2	0.2	0.2	0.2
Room dimensions	Viewed crosswise					Viewed endwise				
x = 2H y = 2H	1.4	2.0	1.6	2.1	2.3	5.4	6.0	5.6	6.1	6.3
3H	1.3	1.8	1.5	2.0	2.2	5.3	5.8	5.5	6.0	6.2
4H	1.2	1.7	1.5	1.9	2.1	5.2	5.7	5.5	5.9	6.1
6H	1.1	1.6	1.4	1.8	2.1	5.1	5.6	5.4	5.8	6.1
8H	1.1	1.6	1.4	1.8	2.0	5.1	5.5	5.4	5.8	6.0
12H	1.1	1.5	1.4	1.8	2.0	5.0	5.5	5.3	5.7	6.0
4H 2H	1.2	1.7	1.5	1.9	2.1	5.2	5.7	5.5	5.9	6.1
3H	1.1	1.5	1.4	1.8	2.0	5.0	5.5	5.3	5.7	6.0
4H	1.0	1.4	1.3	1.7	2.0	5.0	5.4	5.3	5.6	5.9
6H	0.9	1.2	1.2	1.6	1.9	4.9	5.2	5.2	5.5	5.9
8H	0.8	1.2	1.2	1.5	1.9	4.8	5.1	5.2	5.5	5.8
12H	0.8	1.1	1.2	1.5	1.8	4.7	5.1	5.1	5.4	5.8
8H 4H	0.8	1.2	1.2	1.5	1.9	4.8	5.1	5.2	5.5	5.8
6H	0.7	1.0	1.1	1.4	1.8	4.7	5.0	5.1	5.4	5.8
8H	0.7	0.9	1.1	1.3	1.8	4.6	4.9	5.1	5.3	5.7
12H	0.6	0.8	1.1	1.3	1.7	4.6	4.8	5.0	5.2	5.7
12H 4H	0.8	1.1	1.2	1.4	1.8	4.7	5.0	5.1	5.4	5.8
6H	0.7	0.9	1.1	1.3	1.8	4.6	4.9	5.1	5.3	5.7
8H	0.6	0.8	1.1	1.3	1.7	4.6	4.8	5.0	5.2	5.7
Variations with the observer position at spacings:										
S = 1.0H	+ 2.6 / -10.0					+ 4.1 / -10.9				
1.5H	+ 4.5 / - 7.3					+ 6.3 / - 9.5				
2.0H	+ 5.4 / - 6.3					+ 6.7 / - 8.3				

CIE Pub.117, 1416 lm Total Lamp Luminous Flux Correct ( $8\log(F/F_0) = 1.2$ )

C Range: 0 - 360DEG  
C Interval: 15.0DEG  
Test Speed: HIGH  
Temperature:25.3DEG  
Operators:Jason  
Test Date:2020-05-12

$\gamma$  Range: 0 - 90DEG  
 $\gamma$  Interval: 0.5DEG  
Test System:EVERFINE GO-2000B\_V1 SYSTEM V2.0.362  
Humidity:58%  
Test Distance:5.850m [K=1.0000]  
Remarks:

### UTILIZATION FACTORS TABLE

Test:U:48.00V I:0.4913A P:23.58W PF:1.000 Freq:0Hz Lamp Flux:1416.46x1 lm		
NAME: ML26-RS40-24W-927-18	TYPE:Low Voltage Track System Module	
SPEC.:2700K	DIM.: $\phi$ 40mm*H105mm	
MFR.: NEKO LIGHTING AG		

REFLECTANCE										
Ceiling	0.8	0.8	0.8	0.7	0.7	0.7	0.5	0.5	0.5	0
Walls	0.7	0.5	0.3	0.7	0.5	0.3	0.7	0.5	0.3	0
Working plane	0.2	0.2	0.2	0.2	0.2	0.2	0.2	0.2	0.2	0
ROOM INDEX	UTILIZATION FACTORS(PERCENT) $k(RI) \times RCR = 5$									
$k = 0.60$	91	86	82	91	86	82	90	85	82	79
0.80	98	93	90	98	93	90	97	92	89	86
1.00	102	97	94	101	97	94	100	96	93	90
1.25	105	101	98	104	100	97	103	99	97	93
1.50	108	104	101	107	103	100	105	102	99	95
2.00	110	106	103	109	105	103	106	103	101	96
2.50	111	108	105	110	107	104	107	104	103	97
3.00	113	110	107	111	108	106	108	106	104	98
4.00	115	112	110	113	111	109	109	107	106	99
5.00	116	114	112	114	112	111	110	109	108	100
ROOM INDEX	UF(total)									Direct
According to DIN EN 13032-2 2004			Suspended					SHRNOM = 1.25		

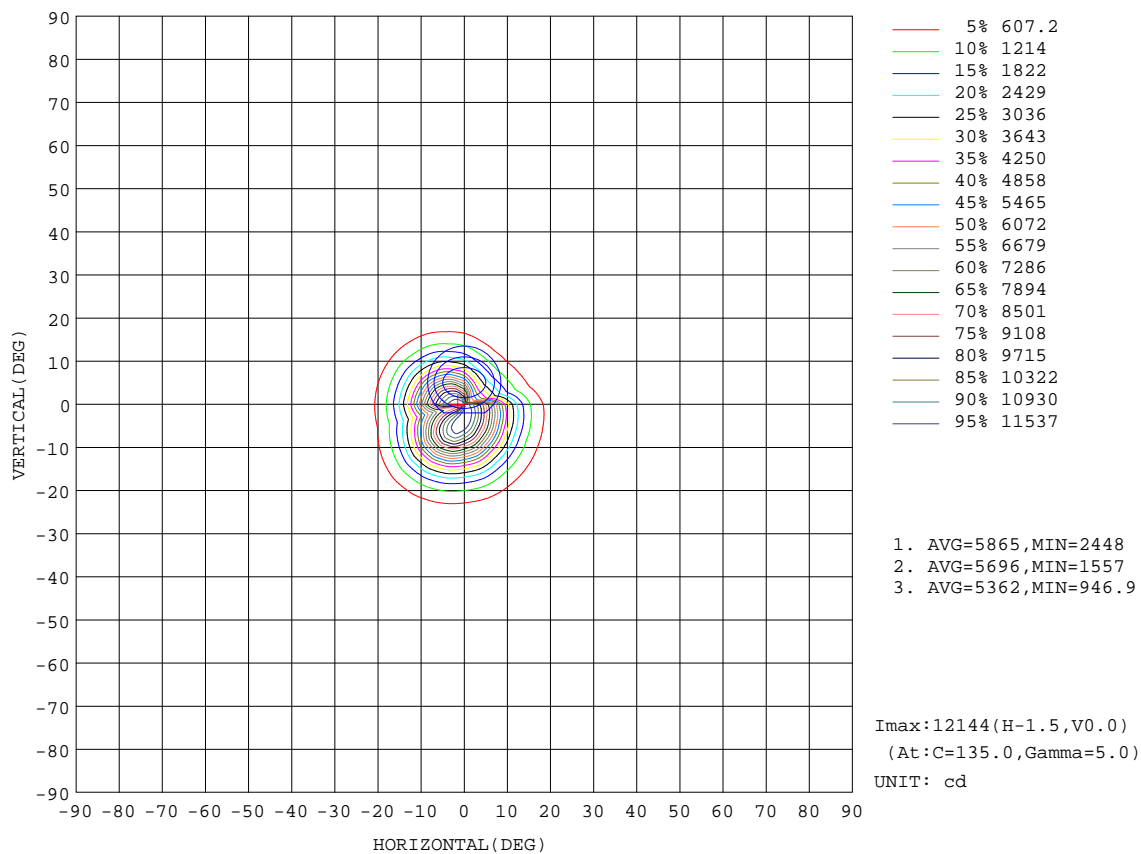
C Range: 0 - 360DEG  
 C Interval: 15.0DEG  
 Test Speed: HIGH  
 Temperature:25.3DEG  
 Operators:Jason  
 Test Date:2020-05-12

$\gamma$  Range: 0 - 90DEG  
 $\gamma$  Interval: 0.5DEG  
 Test System:EVERFINE GO-2000B\_V1 SYSTEM V2.0.362  
 Humidity:58%  
 Test Distance:5.850m [K=1.0000]  
 Remarks:



ISOCANDELA DIAGRAM

Test:U:48.00V I:0.4913A P:23.58W PF:1.000 Freq:0Hz Lamp Flux:1416.46x1 lm		
NAME: ML26-RS40-24W-927-18	TYPE:Low Voltage Track System Module	
SPEC.:2700K	DIM.: $\phi$ 40mm*H105mm	
MFR.: NEKO LIGHTING AG		




C Range: 0 - 360DEG  
C Interval: 15.0DEG  
Test Speed: HIGH  
Temperature:25.3DEG  
Operators:Jason  
Test Date:2020-05-12

$\gamma$  Range: 0 - 90DEG  
 $\gamma$  Interval: 0.5DEG  
Test System:EVERFINE GO-2000B\_V1 SYSTEM V2.0.362  
Humidity:58%  
Test Distance:5.850m [K=1.0000]  
Remarks:

**AAI Figure**

Test:U:48.00V I:0.4913A P:23.58W PF:1.000 Freq:0Hz Lamp Flux:1416.46x1 lm		
NAME: ML26-RS40-24W-927-18	TYPE:Low Voltage Track System Module	
SPEC.:2700K	DIM.: $\phi$ 40mm*H105mm	
MFR.: NEKO LIGHTING AG		



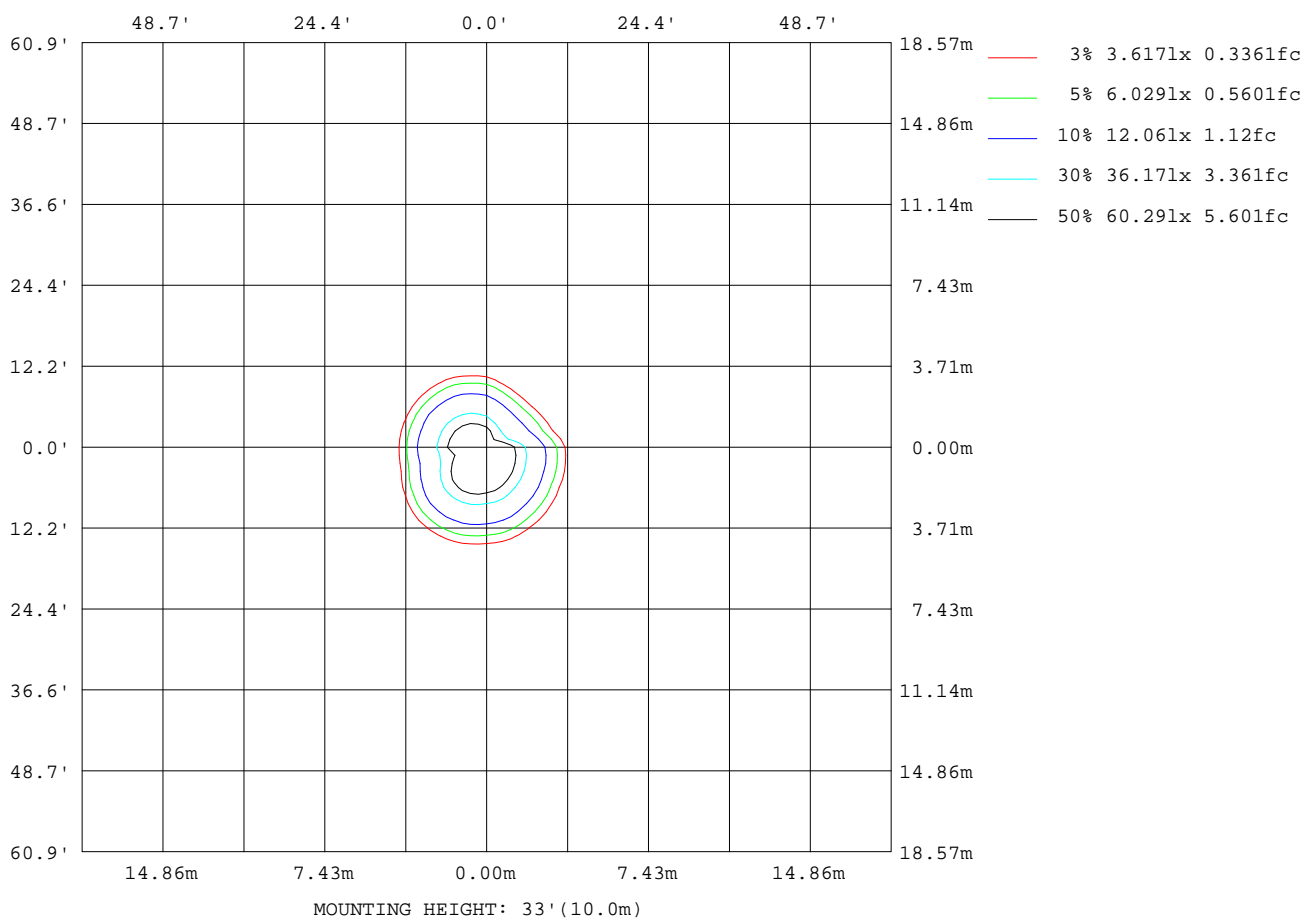
Note:The Curves indicate the illuminated area and the average illumination when the luminaire is at different distance.

C Range: 0 - 360DEG  
C Interval: 15.0DEG  
Test Speed: HIGH  
Temperature:25.3DEG  
Operators:Jason  
Test Date:2020-05-12

$\gamma$  Range: 0 - 90DEG  
 $\gamma$  Interval: 0.5DEG  
Test System:EVERFINE GO-2000B\_V1 SYSTEM V2.0.362  
Humidity:58%  
Test Distance:5.850m [K=1.0000]  
Remarks:

ISOLUX DIAGRAM

Test:U:48.00V I:0.4913A P:23.58W PF:1.000 Freq:0Hz Lamp Flux:1416.46x1 lm		
NAME: ML26-RS40-24W-927-18	TYPE:Low Voltage Track System Module	
SPEC.:2700K	DIM.: $\phi$ 40mm*H105mm	
MFR.: NEKO LIGHTING AG		



C Range: 0 - 360DEG  
C Interval: 15.0DEG  
Test Speed: HIGH  
Temperature:25.3DEG  
Operators:Jason  
Test Date:2020-05-12

$\gamma$  Range: 0 - 90DEG  
 $\gamma$  Interval: 0.5DEG  
Test System:EVERFINE GO-2000B\_V1 SYSTEM V2.0.362  
Humidity:58%  
Test Distance:5.850m [K=1.0000]  
Remarks:

### LED Avg.L Report

Test:U:48.00V I:0.4913A P:23.58W PF:1.000 Freq:0Hz Lamp Flux:1416.46x1 lm		
NAME: ML26-RS40-24W-927-18	TYPE:Low Voltage Track System Module	
SPEC.:2700K	DIM.: $\phi$ 40mm*H105mm	
MFR.: NEKO LIGHTING AG		

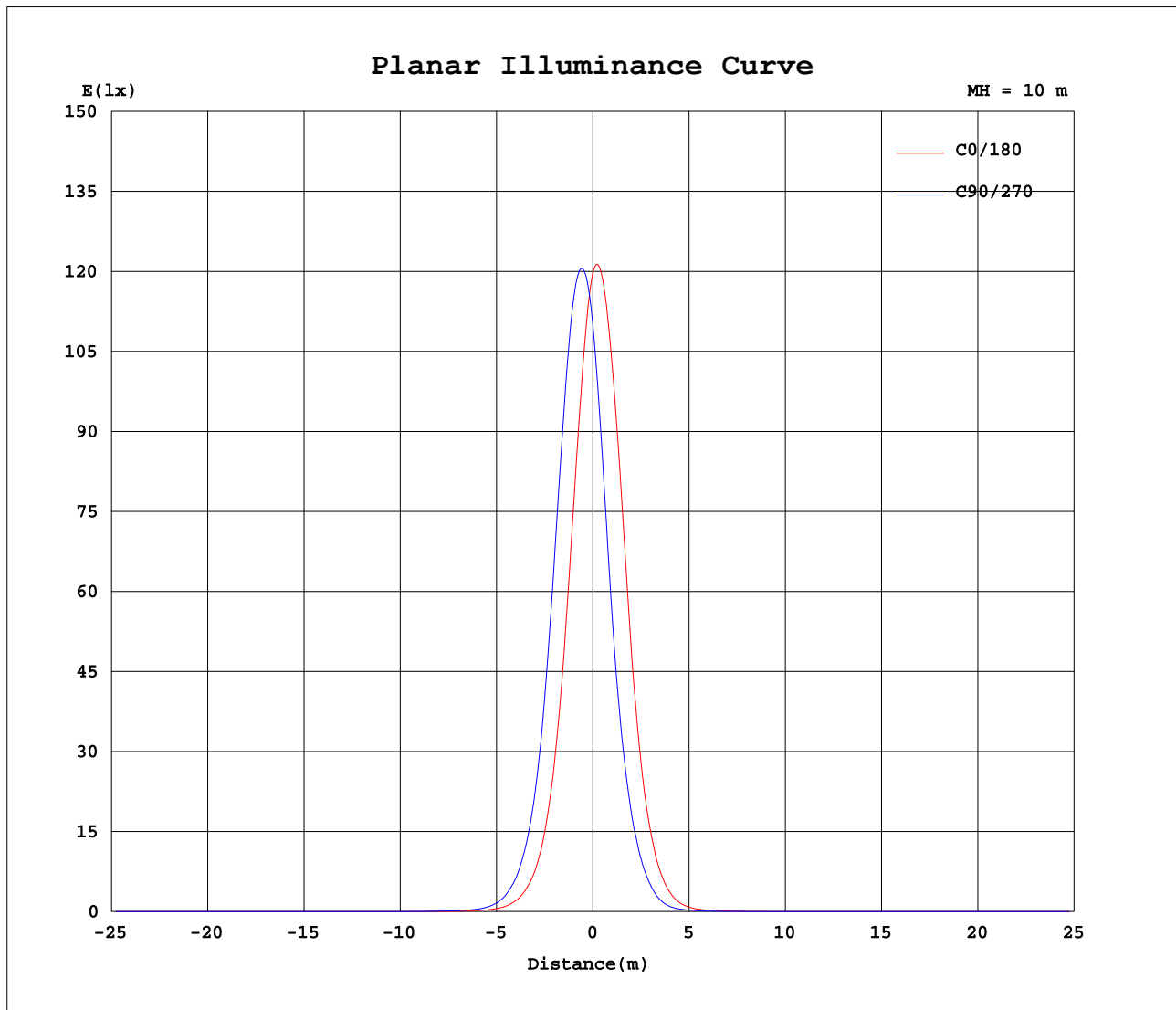
AvgL	cd/m2
L_0~180 (65) av	237
L_0~180 (75) av	134
L_0~180 (85) av	354
L_90~270 (65) av	303
L_90~270 (75) av	187
L_90~270 (85) av	404
L_45 (65) av	336
L_45 (75) av	180
L_45 (85) av	419

Standard: GB/T 29293-2012

C Range: 0 - 360DEG  
C Interval: 15.0DEG  
Test Speed: HIGH  
Temperature:25.3DEG  
Operators:Jason  
Test Date:2020-05-12

$\gamma$  Range: 0 - 90DEG  
 $\gamma$  Interval: 0.5DEG  
Test System:EVERFINE GO-2000B\_V1 SYSTEM V2.0.362  
Humidity:58%  
Test Distance:5.850m [K=1.0000]  
Remarks:

### Planar Illuminance Curve



C Range: 0 - 360DEG  
C Interval: 15.0DEG  
Test Speed: HIGH  
Temperature: 25.3DEG  
Operators: Jason  
Test Date: 2020-05-12

$\gamma$  Range: 0 - 90DEG  
 $\gamma$  Interval: 0.5DEG  
Test System: EVERFINE GO-2000B\_V1 SYSTEM V2.0.362  
Humidity: 58%  
Test Distance: 5.850m [K=1.0000]  
Remarks:

```

γ Range: 0 - 90DEG
γ Interval: 0.5DEG
Test System:EVERFINE GO-2000B_V1 SYSTEM V2.0.362
Humidity:58%
Test Distance:5.850m [K=1.0000]
Remarks:

```

```

γ Range: 0 - 90DEG
γ Interval: 0.5DEG
Test System:EVERFINE GO-2000B_V1 SYSTEM V2.0.362
Humidity:58%
Test Distance:5.850m [K=1.0000]
Remarks:

```